


# AQUA ENERGY



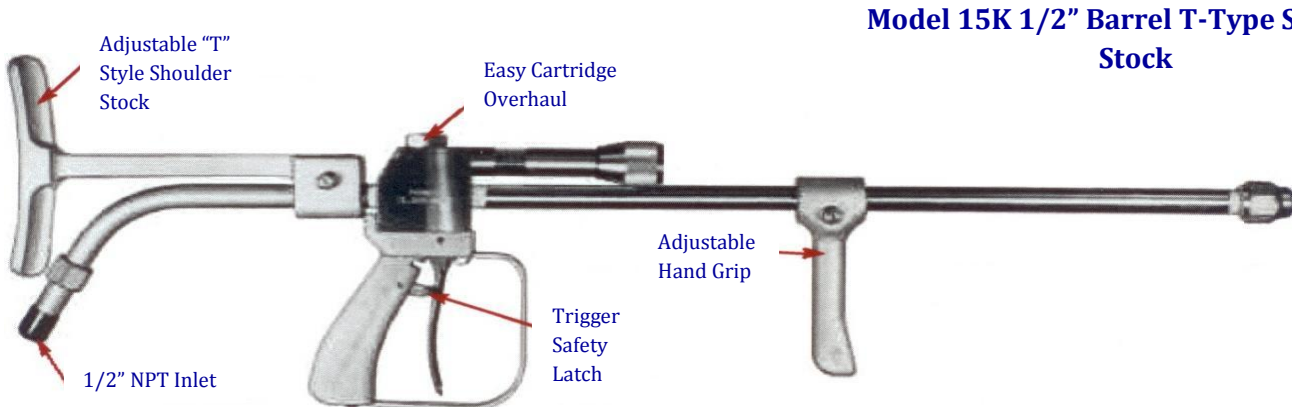

"WATERJET SOLUTIONS"

## Ultra Safe Hand-Held Dump Style Control Gun

Pressures from 690 – 1100 bar (10,000 – 15,950 psi)


Lighter and ergonomically redesigned for operator comfort and safety. Power to handle the toughest jobs swiftly and effectively! Fully adjustable shoulder stocks and hand grips are standard on both models. Features 60 second cartridge overhaul.

**Weighs only 6.44 kg (14.12lbs).**



### 60 Second Cartridge Overhaul

Remove Cartridge Adapter



STEP 1

Align lobe on cartridge assembly with groove in cartridge adapter and turn counter clockwise to unlock and remove




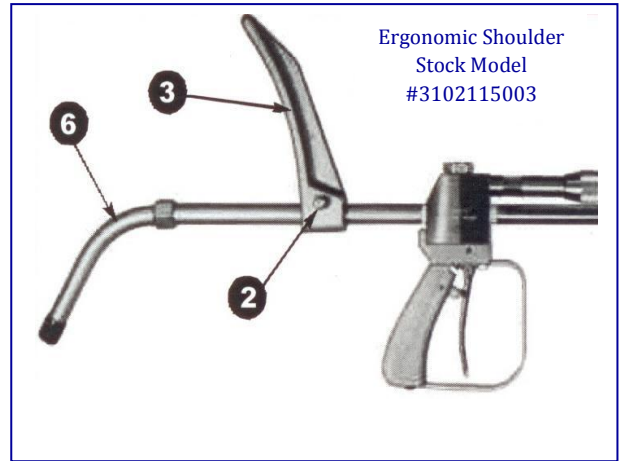
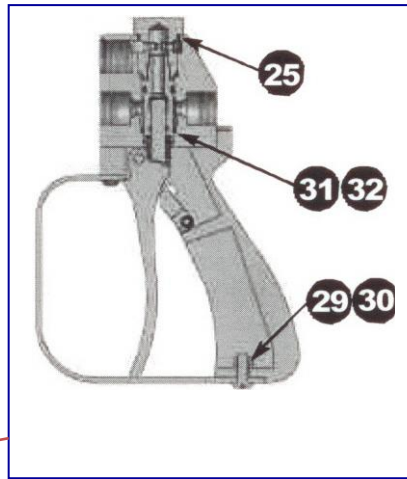
STEP 2

Replace cartridge and install in block




STEP 3





ITEM	DESCRIPTION	QUANTITY	PART NO
<b>ASSY.</b>	<b>HANDLE ASSY, 15K DUMP GUN</b> (see following)	<b>1</b>	<b>3102115</b>
15	Body, 15K Dump Gun	1	3102114
16	Handle, 15K/20K Dump Gun	1	77700625
17	Cartridge, Valve Assembly, 15K Dump Gun	1	3102111
18	Adapter, 15K Dump Gun	1	77700616
19	Trigger Guard, 15K/20K Gun	1	77700513
20	Trigger, 15K/20K Gun	1	77700617
21	Safety Latch, HG/HGLT Gun	1	77700025
22	Spring, Safety Latch	1	77700517
23	Trigger Pivot Pin	1	77700045
24	Pivot Pin, Safety Latch	1	77700523
25	O-Ring, Cartridge Adapter, 1", #201090 (inside assembly)	1	2220016
26	Screw, 1/4"-20 x 1/2" SHCS	2	77513017
27	Screw, Button Head C/S, 1/4"-20 x 1-1/4" Long	2	77700610
28	Screw, 1/4"-20 x 3/4" Slot PANHD	1	77408020
29	Nut, 1/4" Square (inside assembly, not shown)	1	77700528
30	1/4" SS Lock Washer (inside assembly, not shown)	1	774081503
31	O-Ring, 7/8", #201890 (inside assembly, not shown)	1	2217046
32	Back-up Ring Valve Seat 8-018(inside assembly)	1	2217047



ITEM	DESCRIPTION	QUANTITY	PART NO
<b>ASSY.</b>	<b>10K Safety Shroud With Whip Hose Assembly</b>	<b>1</b>	<b>77516018</b>
1	Safety Shroud Assembly, 10/15K	1	77516015
2	Whip Hose, 1/2" NPT x 6 Feet, 10K Rubber	1	77516017
3	Safety Shroud Adapter, 10/15K	1	77516016
<b>ASSY.</b>	<b>15K Safety Shroud With Whip Hose Assembly</b>	<b>1</b>	<b>77516032</b>
1	Safety Shroud Assembly, 10/15K	1	77516015
2	Whip Hose, 1/2" NPT x 6 Feet, 15K Rubber	1	77516025
3	Safety Shroud Adapter, 10/15K	1	77516016
<b>ASSY.</b>	<b>15K Safety Shroud With Whip Hose Assembly</b>	<b>1</b>	<b>77516039</b>
1	Safety Shroud Assembly, 10/15K	1	77516015
2	Whip Hose, 3/8" NPT x 6 Feet, 16K Rubber	1	77515021-6
3	Safety Shroud Adapter, 3/8" NPT, 10/15K	1	77516063

### *Applications/Features:*

Operator safety is the first consideration when water blasting, the **Aqua Energy 10/15K Safety Shroud** is designed specifically for use with hand held control guns. These safety shrouds protect the operator from dangerous hose failures occurring near the gun. One should NEVER connect an un-shrouded hose directly to a water blasting gun. ALWAYS connect a whip hose and safety shroud to the gun first then connect the appropriate hose to the other end of the shroud/whip hose with a quick coupling. The **Aqua Energy 10/15K Safety Shroud** features a nitrile outer cover which is water, oil and soil resistant. The inner material consists of high strength braided stainless steel.

**AQUA ENERGY INTERNATIONAL LTD**  
 28 St James Business Centre, Linwood Road,  
 Paisley, PA3 3AT, Scotland, U.K.  
 Tel +(44) 141 849 6888  
 Fax +(44) 141 848 5777  
[sales@aquaenergy.com](mailto:sales@aquaenergy.com)  
[www.aquaenergy.com](http://www.aquaenergy.com)